


(I)(a) Statement showing Shareholding Pattern

Name of the Company: Servalakshmi Paper Limited			
Scrip Code, Name of the scrip, class of security: BSE : 533401, NSE : SERVALL, Equity			
Quarter ended: 31st March 2015			
Partly paid-up shares:-	No. of partly paid-up shares	As a % of total no. of partly paid-up Shares	As a % of total no. of shares of the company
Held by promoter/promoter group	0	0.0000	0.0000
Held by public	0	0.0000	0.0000
Total	0	0.0000	0.0000
Outstanding convertible securities:-	No. of outstanding securities	As a % of total no. of outstanding convertible securities	As a % of total no. of shares of the company, assuming full conversion of the convertible securities
Held by promoter/promoter Group	0	0.0000	0.0000
Held by public	0	0.0000	0.0000
Total	0	0.0000	0.0000
Warrants:-	No. of warrants	As a % of total no. of warrants	As a % of total no. of shares of the company, assuming full conversion of Warrants
Held by promoter/promoter group	0	0.0000	0.0000
Held by public	0	0.0000	0.0000
Total	0	0.0000	0.0000
Total paid-up capital of the company, assuming full conversion of warrants and convertible securities			

For Servalakshmi Paper Limited


Managing Director


Category code	Category of shareholder	Number of shareholders	Total number of shares	Number of shares held in dematerialized form	Total shareholding as a percentage of total number of shares		Shares Pledged or otherwise encumbered	
					As a percentage of (A+B) ¹	As a percentage of (A+B+C)	Number of Shares	As a percentage (IX) = (VIII) / (IV) * 100
(I)	(II)	(III)	(IV)	(V)	(VI)	(VII)	(VIII)	(IX)
(A)	Promoter and Promoter Group²							
(1)	Indian							
(a)	Individuals/ Hindu Undivided Family	3	4005668	4005668	9.2909	9.2909	4005668	100.0000
(b)	Central Government/ State Government(s)	0	0	0	0.0000	0.0000	0	0.0000
(c)	Bodies Corporate	2	18418332	18418332	42.7204	42.7204	18418332	100.0000
(d)	Financial Institutions/ Banks	0	0	0	0.0000	0.0000	0	0.0000
(e)	Any Other (specify)	0	0	0	0.0000	0.0000	0	0.0000
	Sub-Total (A)(1)	5	22424000	22424000	52.0114	52.0114	22424000	100.0000
(2)	Foreign							
(a)	Individuals (Non-Resident Individuals/ Foreign Individuals)	0	0	0	0.0000	0.0000	0	0.0000
(b)	Bodies Corporate	0	0	0	0.0000	0.0000	0	0.0000
(c)	Institutions	0	0	0	0.0000	0.0000	0	0.0000
(d)	Qualified Foreign Investor	0	0	0	0.0000	0.0000	0	0.0000
(e)	Any Other (specify)	0	0	0	0.0000	0.0000	0	0.0000
	Sub-Total (A)(2)	0	0	0	0.0000	0.0000	0	0.0000
	Total Shareholding of Promoter and Promoter Group (A)= (A)(1)+(A)(2)	5	22424000	22424000	52.0114	52.0114	22424000	100.0000
(B)	Public shareholding³						N.A	N.A
(1)	Institutions						N.A	N.A
(a)	Mutual Funds/UTI	0	0	0	0.0000	0.0000	0	0.0000
(b)	Financial Institutions/ Banks	0	0	0	0.0000	0.0000	0	0.0000
(c)	Central Government/ State Government(s)	0	0	0	0.0000	0.0000	0	0.0000
(d)	Venture Capital Funds	0	0	0	0.0000	0.0000	0	0.0000
(e)	Insurance Companies	0	0	0	0.0000	0.0000	0	0.0000
(f)	Foreign Institutional Investors	0	0	0	0.0000	0.0000	0	0.0000
(g)	Foreign Venture Capital Investors	0	0	0	0.0000	0.0000	0	0.0000
(h)	Qualified Foreign Investor	0	0	0	0.0000	0.0000	0	0.0000
(h)	Any Other (specify)	0	0	0	0.0000	0.0000	0	0.0000

¹ For determining public shareholding for the purpose of Clause 40A.

² For definitions of "Promoter" and "Promoter Group", refer to Clause 40A.

³ For definitions of "Public Shareholding", refer to Clause 40A.

For Servalakshmi Paper Limited


Managing Director

Category code	Category of shareholder	Number of shareholders	Total number of shares	Number of shares held in dematerialized form	Total shareholding as a percentage of total number of shares		Shares Pledged or otherwise encumbered	
					As a percentage of (A+B) ¹	As a percentage of (A+B+C)	Number of Shares	As a percentage (IX) = (VIII) / (IV) * 100
(I)	(II)	(III)	(IV)	(V)	(VI)	(VII)	(VIII)	(IX)
	Sub-Total (B)(1)	0	0	0	0.0000	0.0000	0	0.0000
(2)	Non-institutions						N.A	N.A
(a)	Bodies Corporate	168	7028136	6520198	16.3014	16.3014	0	0.0000
(b)	Individuals -							
	i. Individual shareholders holding nominal share capital up to Rs. 1 lakh.	6068	4316090	4316080	10.0110	10.0110	0	0.0000
	ii. Individual shareholders holding nominal share capital in excess of Rs. 1 lakh.	107	8898822	8898822	20.6404	20.6404	0	0.0000
(c)	Qualified Foreign Investor	0	0	0	0.0000	0.0000	0	0.0000
(d)	Any Other (specify)							
	Clearing Member	47	363580	363580	0.8433	0.8433	0	0.0000
	Market Maker	0	0	0	0.0000	0.0000	0	0.0000
	Office Bearers	0	0	0	0.0000	0.0000	0	0
	Foreign Nationals							
	NRI (REPAT)	22	69563	69563	0.1613	0.1613	0	0.0000
	NRI (Non-REPAT)	14	13465	13465	0.0312	0.0312	0	0.0000
	Sub-Total (B) (2)	6426	20689656	20181708	47.9886	47.9886	0	0.0000
	Total Public Shareholding (B)= (B)(1)+(B)(2)	6426	20689656	20181708	47.9886	47.9886	0	0.0000
	TOTAL (A)+(B)	6431	43113656	42605708	100.0000	100.0000	22424000	52.0114
(C)	Shares held by Custodians and against which Depository Receipts have been issued				N.A		N.A	N.A
(1)	Promoter and Promoter Group	0	0	0	0.0000	0.0000	0	0.0000
(2)	Public	0	0	0	0.0000	0.0000	0	0.0000
	GRAND TOTAL (A)+(B)+(C)	6431	43113656	42605708	100.0000	100.0000	22424000	52.01

NA – Not applicable
Fourteen thousand

For Servalakshmi Paper Limited


Managing Director

(I)(b) Statement showing holding of securities (including shares, warrants, convertible securities) of persons belonging to the category "Promoter and Promoter Group"


Sr. No.	Name of the shareholder	Details of Shares held		Encumbered shares (*)			Details of warrants		Details of convertible securities		Total shares (including underlying shares assuming full conversion of warrants and convertible securities) as a % of diluted share capital
		No. of Shares held	As a % of grand total (A) + (B) + (C)	No.	As a percent age	As a % of grand total (A) + (B) + (C) of sub-clause (I)(a)	Number of warrants held	As a % total number of warrants of the same class	Number of convertible securities held	As a % total number of convertible securities of the same class	
(I)	(II)	(III)	(IV)	(V)	(VI) = (V) / (III)* 100	(VII)	(VIII)	(IX)	(X)	(XI)	(XII)
	Danalakshmi Paper Mills Pvt. Ltd.	13583302	31.51	13583302	100.00	31.51	0	0.0000	0	0.0000	0
2.	Servall Engineering Works Pvt. Ltd.	4835030	11.21	4835030	100.00	11.21	0	0.0000	0	0.0000	0
3.	R. Ramaswamy	1957000	4.54	1957000	100.00	4.54	0	0.0000	0	0.0000	0
4.	Y. Shivaram Prasad	1834080	4.25	1834080	100.00	4.25	0	0.0000	0	0.0000	0
5.	R. Jeevanlatha	214588	0.50	214588	100.00	0.50	0	0.0000	0	0.0000	0
TOTAL		22424000	52.01	22424000	100.00	52.01	0	0.0000	0	0.0000	0

(*) The term "encumbrance" has the same meaning as assigned to it in regulation 28(3) of the SAST Regulations, 2011.

(I)(c)(i) Statement showing holding of securities (including shares, warrants, convertible securities) of persons belonging to the category "Public" and holding more than 1% of the total number of shares

Sr. No.	Name of the shareholder	Number of shares held	Shares as a percentage of total number of shares {i.e., Grand Total (A)+(B)+(C) indicated in Statement at para (I)(a) above}	Details of warrants		Details of convertible securities		Total shares (including underlying shares assuming full conversion of warrants and convertible securities) as a % of diluted share capital
				Number of warrants held	As a % total number of warrants of the same class	Number of convertible securities held	% w.r.t total number of convertible securities of the same class	
1.	Arunachalam .V	2002180	4.64	0	0.0000	0	0.0000	0.0000
2.	ICL Securities Limited	1693783	3.93	0	0.0000	0	0.0000	0.0000
3.	Yashi Industries Private Limited	1663728	3.86	0	0.0000	0	0.0000	0.0000
4.	Bannari Amman Exports Limited	1015877	2.36	0	0.0000	0	0.0000	0.0000
5.	Patlollu Sai Reddy	801295	1.86	0	0.0000	0	0.0000	0.0000
6.	Arun Selvaraj	760000	1.76	0	0.0000	0	0.0000	0.0000
7.	Purushottam C Mandhana	714082	1.66	0	0.0000	0	0.0000	0.0000
8.	Annamallai Enterprise Limited	676923	1.57	0	0.0000	0	0.0000	0.0000
9.	Manikyamma	600741	1.39	0	0.0000	0	0.0000	0.0000
10	Bela Properties Private Limited	537675	1.25	0	0.0000	0	0.0000	0.0000
TOTAL		10466284	24.28	0	0.0000	0	0.0000	0.0000

For Servalakshmi Paper Limited


Managing Director

(I)(c)(ii) Statement showing holding of securities (including shares, warrants, convertible securities) of persons (together with PAC) belonging to the category "Public" and holding more than 5% of the total number of shares of the company

Sr. No.	Name(s) of the shareholder(s) and the Persons Acting in Concert (PAC) with them	Number of shares	Shares as a percentage of total number of shares {i.e., Grand Total (A)+(B)+(C) indicated in Statement at para (I)(a) above}	Details of warrants		Details of convertible securities		Total shares (including underlying shares assuming full conversion of warrants and convertible securities) as a % of diluted share capital
				Number of warrants held	As a % total number of warrants of the same class	Number of convertible securities held	% w.r.t total number of convertible securities of the same class	
1.	NA	NA	NA	NA	NA	NA	NA	NA
TOTAL								

(I)(d) Statement showing details of locked-in shares

Sr. No.	Name of the shareholder	Number of locked-in shares	Locked-in shares as a percentage of total number of shares {i.e., Grand Total (A)+(B)+(C) indicated in Statement at para (I)(a) above}
1.	NA	NA	NA


(II)(a) Statement showing details of Depository Receipts (DRs)

Sr. No.	Type of outstanding DR (ADRs, GDRs, SDRs, etc.)	Number of outstanding DRs	Number of shares underlying outstanding DRs	Shares underlying outstanding DRs as a percentage of total number of shares {i.e., Grand Total (A)+(B)+(C) indicated in Statement at para (I)(a) above}
1.	NA	NA	NA	NA
TOTAL				

(II)(b) Statement showing holding of Depository Receipts (DRs), where underlying shares held by 'promoter/promoter group' are in excess of 1% of the total number of shares

Sr. No.	Name of the DR Holder	Type of outstanding DR (ADRs, GDRs, SDRs, etc.)	Number of shares underlying outstanding DRs	Shares underlying outstanding DRs as a percentage of total number of shares {i.e., Grand Total (A)+(B)+(C) indicated in Statement at para (I)(a) above}
1.	NA	NA	NA	NA
TOTAL				

For Servalakshmi Paper Limited


Managing Director

(III) (a) Statement showing the voting pattern of shareholders, if more than one class of shares/securities is issued by the issuer.

(Give description of voting rights for each class of security.)


Class X:

Class Y:

Class Z:)

Category code	Category of shareholder	Number of Voting Rights held in each class of securities			Total Voting Rights (III+IV+V) (VI)	Total Voting Rights i.e. (VI)	
		Class X	Class Y	Class Z		As a percentage of (A+B) (VII)	As a percentage of (A+B+C) (VIII)
(I)	(II)	(III)	(IV)	(V)			
(A)	Promoter and Promoter Group						
(1)	Indian						
(a)	Individuals/ Hindu Undivided Family						
(b)	Central Government / State Government(s)						
(c)	Bodies Corporate						
(d)	Financial Institutions/ Banks						
(e)	Any Other (specify)						
	Sub-Total (A)(1)						
(2)	Foreign						
(a)	Individuals (Non-Resident Individuals/ Foreign Individuals)						
(b)	Bodies Corporate						
(c)	Institutions						
(d)	Any Other (specify)						
	Sub-Total (A)(2)						
	Total Shareholding of Promoter and Promoter Group (A)= (A)(1)+(A)(2)						
(B)	Public shareholding						
(1)	Institutions						
(a)	Mutual Funds/UTI						
(b)	Financial Institutions/ Banks						
(c)	Central Government/ State Government(s)						
(d)	Venture Capital Funds						
(e)	Insurance Companies						
(f)	Foreign Institutional Investors						
(g)	Foreign Venture Capital Investors						
(h)	Any Other (specify)						
	Sub-Total (B)(1)						
(2)	Non-institutions						
(a)	Bodies Corporate						
(b)	Individuals - iii. Individual shareholders holding nominal share capital up to Rs. 1 lakh. iv. Individual shareholders holding nominal share capital in excess of Rs. 1 lakh.						
(c)	Any Other (specify)						
	Sub-Total (B)(2)						
	Total Public Shareholding (B)= (B)(1)+(B)(2)						
	TOTAL (A)+(B)						
(C)	Shares held by Custodians and against which Depository Receipts have been issued						
	GRAND TOTAL (A)+(B)+(C)						

For Servalakshmi Paper Limited


Managing Director